

WPTSR

Traditional Wall Pack Sensor Ready

Project:	
Type:	
Catalog #:	



STANDARDS



HOUSING

- Premium powder-coat, die cast aluminum, Bronze housing.

ELECTRICAL

- Operating temperature (ambient): -40°C to 50°C (-40°F to 122°F) .
- Universal 120-277 AC voltage (50-60Hz) is standard.
- 0-10V DC dimming drivers are standard.
- Integrated photocell is standard. Photocell can be enabled or disabled by switch.
- Input transient surge protection = 6kV.
- PF > 0.9; THD < 20%.

OPTICAL SYSTEM

- Prismatic Glass lens.
- Field selectable 3000K (warm white), 4000K (neutral white) and 5000K (cool white) color temperatures.*
- WPTSR-8654L-3CCT provides a range of 3,781 to 7,817 nominal lumens.*
- WPTSR-1715129L-3CCT provides a range of 9,076 to 16,817 nominal lumens.*
- Long-life LEDs provide 167,000 hours of operation with at least 70% of initial lumen output (L70), and 51,000 hours with at least 90% of initial lumen output (L90).**
- Screw in sensor ready. Occupancy sensor and remote control sold separately. Remote control required to change factory sensor settings.
- LED chromaticity based on < 6-step ANSI quadrangles.
- LED color maintenance < -0.0027 chromaticity shift ($\Delta u'v'$) over the initial 6,000 hours of operation.
- Color Rendering Index > 80.

* Default kelvin temperature 4000k and highest lumen output.

** L70 & L90 hours are IES TM-21-11 calculated hours.

MOUNTING

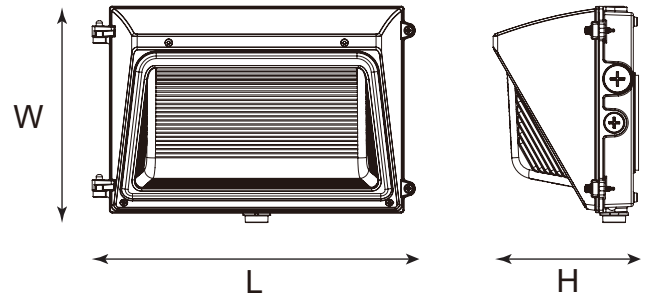
- Wall mounting kit.

CODE COMPLIANCE

- cULus listed for wet locations.
- DLC premium listed
- Complies with FCC Part 15, class A.
- IP65 rated for ingress protection.
- IK06 rated for impact protection.

WARRANTY

- 5 year warranty on all electronics and housing.



Model #	L (in)	W (in)	H (in)	Weight (lbs)
WPTSR-8654L-3CCT	14.47	6.45	9.25	7.07
WPTSR-1715129L-3CCT	14.47	6.45	9.25	7.29

ORDERING INFORMATION

Example: WPTSR-8654L-3CCT

Model	Nominal Lumen Output (selectable)		Kelvin (selectable)		Installed Options
	Model	Output (lm)	Model	Output (K)	
WPTSR	8654L	8,000/ 6,000/ 5,000/ 4,000 lm	3CCT	3000/ 4000/ 5000K	EM8 8W Emergency Driver
	1715129L	17,000/ 15,000/ 12,000/ 9,000 lm			

ACCESSORIES (ORDER SEPARATELY)

Sensor

HD07VR-PHF-1	=	Passive infrared sensor - maximum mounting height = 39 FT
HD07VR-MHF-1	=	Microwave step-dimming sensor - maximum mounting height = 49 FT
HD05R	=	Remote control for HD07VR and HD09VR series Sensors (required to change factory settings)

Factory settings for Sensor : detection area =100%, hold time = 5 sec, stand-by period = 0 sec, stand-by dimming level = 10%, daylight threshold = disabled

COMPATIBLE DIMMERS AND CONTROLS

Manufacturer	Model Number	Dimmer Range	Load Switching Capacity
Best Lighting	DWS-010V-T	10%-100%	600W
Best Lighting	DWS-010V-D	10%-100%	600W
Leviton	IP710-LFZ	10%-100%	1200W
Lutron	DVSTV	10%-100%	450W

COMPATIBLE EMERGENCY DRIVERS-INSTALLED*

Emergency Driver Part Number	EM8		
	Model	Watts	EM Lumens
WPTSR-8654L-3CCT		8	1239
WPTSR-1715129L-3CCT		8	1219

* EM Lumens based on factory setting of 4000K CCT and highest power setting.

LUMEN TABLES

Series	Measurements	25W			30W			40W			50W		
		3000K	4000K	5000K	3000K	4000K	5000K	3000K	4000K	5000K	3000K	4000K	5000K
WPTSR-8654L-3CCT	Lumens	3,781	3,863	3,927	4,653	4,786	4,842	5,714	5,910	5,946	7,462	7,817	7,755
	Watts	25.17	24.7	25.14	31.27	30.61	31.22	38.79	37.7	38.75	52.02	50.49	51.84
	Efficacy	150.22	156.40	156.21	148.80	156.35	155.09	147.31	156.76	153.45	143.44	154.82	149.59

Series	Measurements	60W			80W			100W			120W		
		3000K	4000K	5000K	3000K	4000K	5000K	3000K	4000K	5000K	3000K	4000K	5000K
WPTSR-1715129L-3CCT	Lumens	9,076	9,413	9,532	11,765	12,350	12,374	13,993	14,803	14,709	15,836	16,817	16,722
	Watts	60.3	59.07	60.22	80.31	78.48	80.29	98.14	95.56	97.97	113.96	110.4	113.72
	Efficacy	150.51	159.35	158.29	146.49	157.36	154.12	142.58	154.91	150.14	138.96	152.33	147.05

ELECTRICAL DATA

Series	CCT	Input Amps (A)											
		25W			30W			40W			50W		
		120V	240V	277V	120V	240V	277V	120V	240V	277V	120V	240V	277V
WPTSR-8654L-3CCT	3000K	0.21	0.10	0.09	0.26	0.13	0.11	0.32	0.16	0.14	0.43	0.22	0.19
	4000K	0.21	0.10	0.09	0.26	0.13	0.11	0.31	0.16	0.14	0.42	0.21	0.18
	5000K	0.21	0.10	0.09	0.26	0.13	0.11	0.32	0.16	0.14	0.43	0.22	0.19

Series	CCT	Input Amps (A)											
		60W			80W			100W			120W		
		120V	240V	277V	120V	240V	277V	120V	240V	277V	120V	240V	277V
WPTSR-1712129L-3CCT	3000K	0.50	0.25	0.22	0.67	0.33	0.29	0.82	0.41	0.35	0.95	0.47	0.41
	4000K	0.49	0.25	0.21	0.65	0.33	0.28	0.80	0.40	0.34	0.92	0.46	0.40
	5000K	0.50	0.25	0.22	0.67	0.33	0.29	0.82	0.41	0.35	0.95	0.46	0.41

PHOTOMETRICS

WPTSR-8654L-3CCT

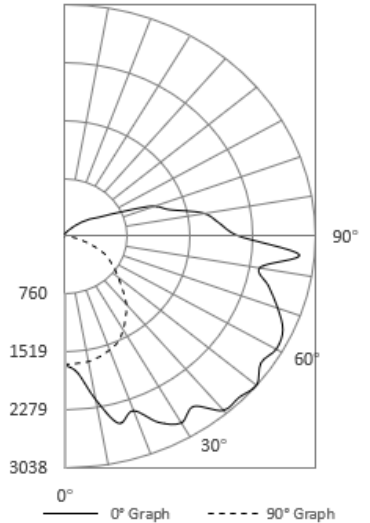
Luminaire Data

Description	Traditional Wall Pack Field Selectable
Total Lumens	7,817
Input Wattage	50
Efficacy (lm/W)	155
Max. Cd.	3109.6 (360H, 49V)
IES Classification	Type IV
Longitudinal Classification	Very Short

Luminaire Classification Systems (LCS)

LCS Zone	Lumens	%Lum
FL 0-30	914	11.7%
FM 30-60	2,450	31.3%
FH 60-80	1,771	22.7%
FVH 80-90	720	9.2%
BL 0-30	361	4.6%
BM 30-60	301	3.9%
BH 60-80	68	0.9%
BVH 80-90	10	0.1%
UL 90-100	553	7.1%
UH 100-180	670	8.6%
Total	7,817	100.0%
BUG Rating	B1-U4-G4	

180° Polar Graph



Photometrics calculated @4000k, and highest lumen setting

* 80-90° glare zone is calculated by dividing the lumens in that zone by the lumen total in the 0-90° zone

Zonal Lumen Summary

Zone	Lumens	%Fixt
0-30°	1,274	16.3%
0-60°	4,026	51.5%
0-80°	5,865	75.0%
80-90°	729	11.1%*
0-90°	6,595	84.4%
90-110°	900	11.5%
110-180°	0	0.0%
0-180°	7,817	100.0%

WPTSR-1715129L-3CCT

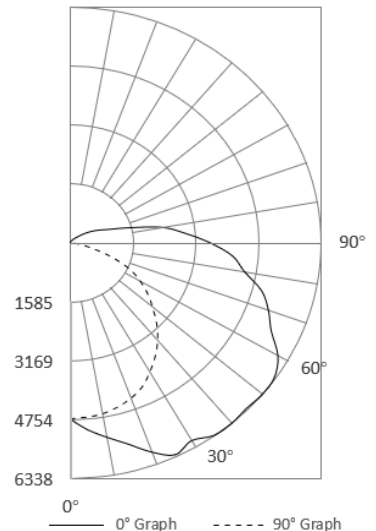
Luminaire Data

Description	Traditional Wall Pack Field Selectable
Total Lumens	16,817
Input Wattage	110
Efficacy (lm/W)	152
Max. Cd.	6819.6 (360H, 38V)
IES Classification	Type IV
Longitudinal Classification	Very Short

Luminaire Classification Systems (LCS)

LCS Zone	Lumens	%Lum
FL 0-30	2,217	13.2%
FM 30-60	5,537	32.9%
FH 60-80	3,551	21.1%
FVH 80-90	1,260	7.5%
BL 0-30	1,292	7.7%
BM 30-60	1,119	6.7%
BH 60-80	231	1.4%
BVH 80-90	24	0.1%
UL 90-100	814	4.8%
UH 100-180	771	4.6%
Total	16,817	100.0%
BUG Rating	B3-U4-G5	

180° Polar Graph



Photometric calculated at 4000k, and highest lumen output

* 80-90° glare zone is calculated by dividing the lumens in that zone by the lumen total in the 0-90° zone

Zonal Lumen Summary

Zone	Lumens	%Fixt
0-30°	3,509	20.9%
0-60°	10,164	60.4%
0-80°	13,947	82.9%
80-90°	1,285	8.4%*
0-90°	15,231	90.6%
90-110°	1,227	7.3%
110-180°	0	0.0%
0-180°	16,817	100.0%